



## Club Health Assessment for District 411 A through September 2025

			Status	Membership						Reports					Finance	LCIF
Club Number	Club Name	Charter Date	Times in Status Quo in Past 2 Years	Current Member Count **	YTD Members Added	YTD Members Dropped	YTD Net Growth% ***	Member Count 1 Year Ago	Dropped Members Avg.Length of Service	Months Since Membership Update	Current Officers Reported ****	Current President Repeated Term	VP Reported *****	Last Date Reported Service (mm/yyyy)	Account Balance	YTD Donations
Clubs less than two years old																
189418	Addis Ababa Big Vision	09/02/2025	Newly Chartered	22	22	0	100.00%	0		0	Y					
181108	Addis Ababa Trailblazers	03/26/2025	Active	26	4	0	18.18%	0		2	N				90+ Days	
155690	Homabay	10/18/2023	Active(1)	10	10	0	100.00%	22		1	Y			12/2024		
181965	Iten	05/12/2025	Active	25	0	0	0.00%	0		2	Y	2	R		90+ Days	
182092	Kisumu Uzima University	05/07/2025	Active	28	0	0	0.00%	0		3	Y	2	N		90+ Days	
178682	Kitui Greater	10/30/2024	Active(1)	22	0	0	0.00%	0		11	Y	2	N		90+ Days	
178693	Kitui Pelena	11/20/2024	Active	21	0	0	0.00%	0		10	N	None			90+ Days	
181104	Mount Kenya Solio	04/07/2025	Active	21	0	0	0.00%	0		5	Y	2	N		90+ Days	
174717	Nairobi Elite	08/28/2024	Active	32	6	1	18.52%	22	1	0	N	2		09/2025	90+ Days	
157527	Nairobi Loresho Sight First	02/28/2024	Active(1)	23	6	0	35.29%	20		0	Y		N	09/2025		
179463	Nairobi Trailblazers	11/15/2024	Active	31	0	4	-11.43%	0	1	0	Y	2	R	09/2025		
178577	Narok Pioneer	03/27/2025	Active	20	0	0	0.00%	0		0	Y	2	R		90+ Days	
179897	Thika	12/26/2024	Active(1)	5	0	0	0.00%	0		3	N	2	R	09/2025		
180412	Thika City	01/22/2025	Active	38	0	0	0.00%	0		8	Y	2	N		90+ Days	
Clubs more than two years old																
58353	ADDIS ABABA GREATER	05/30/1996	Active(1)	15	1	1	0.00%	22	3	2	Y	2	N	03/2025	90+ Days	
62482	ADDIS ABABA HIBRET	11/05/1999	Active(2)	26	0	0	0.00%	21		3	N	None		05/2025	90+ Days	
	Exc Award (06/30/2020)															
27866	ADDIS ABABA HOST	05/11/1966	Active(1)	25	0	11	-30.56%	50	17	0	Y		N	08/2022	90+ Days	
153501	Bungoma	01/30/2023	Active	21	0	0	0.00%	21		19	Y			03/2025	90+ Days	
27819	ELDORET	10/12/1963	Active	76	0	1	-1.30%	78	4	1	Y	2	N	09/2025		
	Exc Award (06/30/2018, 06/30/2023)															
39503	EMBU	02/25/1981	Active	26	1	0	4.00%	26		2	Y		N	08/2025		
134716	Kagio Central	05/15/2018	Active(1)	31	6	0	24.00%	29		1	Y		N	09/2025	90+ Days	
27820	KAKAMEGA	07/20/1969	Active	47	2	0	4.44%	46		1	Y		N	09/2025		
	Exc Award (06/30/2018, 06/30/2020)															
124538	Kericho	04/02/2015	Active(1)	35	0	2	-5.41%	31	3	2	Y	2	R	09/2025	90+ Days	



## Club Health Assessment for District 411 A through September 2025

			Status	Membership					Reports					Finance	LCIF	
Club Number	Club Name	Charter Date	Times in Status Quo in Past 2 Years	Current Member Count **	YTD Members Added	YTD Members Dropped	YTD Net Growth% ***	Member Count 1 Year Ago	Dropped Members Avg.Length of Service	Months Since Membership Update	Current Officers Reported ****	Current President Repeated Term	VP Reported *****	Last Date Reported Service (mm/yyyy)	Account Balance	YTD Donations
Exc Award (06/30/2018, 06/30/2020)																
126336	Kiambu County	12/16/2015	Active	22	0	0	0.00%	22		4	Y	2		06/2025	90+ Days	
124881	Kisii County	05/28/2015	Active	31	0	0	0.00%	28		4	Y		N	06/2025	90+ Days	
Exc Award (06/30/2023)																
27823	KISUMU HOST	03/21/1964	Active	19	1	0	5.56%	17		3	Y	2	N	08/2025		
Exc Award (06/30/2020)																
31980	KISUMU MILIMANI	03/31/1976	Active	15	0	0	0.00%	15		17	Y	8	R	10/2024		
27824	KITALE	02/25/1967	Active	41	0	0	0.00%	25		4	N	2	N	05/2025	90+ Days	
65163	MAKUENI	03/26/2002	Active	7	0	0	0.00%	7		14	Y		N	07/2025	90+ Days	
134963	Masaku Pioneer	06/20/2018	Active	28	4	0	16.67%	22		0	Y		N	09/2025		
Exc Award (06/30/2021)																
110786	MAUA	04/19/2011	Active	18	0	0	0.00%	17		6	N	None		03/2025	90+ Days	
33131	MERU	12/06/1976	Active	30	0	0	0.00%	27		3	Y	5	N	08/2025		
Exc Award (06/30/2023)																
58654	MOMBASA BAHARI	08/26/1996	Active	26	0	0	0.00%	28		4	Y		N	09/2025		
30850	MOMBASA CENTRAL	05/21/1975	Active	14	0	0	0.00%	14		16	Y	2		09/2025		
27828	MOMBASA PWANI	01/12/1960	Active	81	2	1	1.25%	67	14	1	Y		N	09/2025		
64071	MOMBASA PWANI NEW CENTURY	03/22/2001	Active	13	1	0	8.33%	13		1	Y		R	09/2025		
151050	Nairobi Cargen	06/23/2022	Active	36	0	3	-7.69%	42	2	2	N	None		05/2025	90+ Days	
27831	NAIROBI CENTRAL	10/10/1961	Active(1)	23	0	0	0.00%	21		1	Y		N	01/2025	90+ Days	
42998	NAIROBI DAGORETTI	08/03/1983	Active	33	0	5	-13.16%	38	10	2	Y			09/2025	90+ Days	
Exc Award (06/30/2017, 06/30/2021, 06/30/2023)																
129152	Nairobi Embakasi	12/09/2016	Active	14	0	0	0.00%	14		4	Y		N	07/2024		
43306	NAIROBI GIGIRI	12/29/1983	Active	12	0	0	0.00%	12		20	N	None		11/2022	90+ Days	
48463	NAIROBI GREATER	04/12/1988	Active	49	5	10	-9.26%	39	2	0	Y		N	09/2025	90+ Days	\$3,000.00
Exc Award (06/30/2016, 06/30/2017, 06/30/2020)																
27830	NAIROBI HOST	08/29/1958	Active	26	0	0	0.00%	30		1	Y	3	R	10/2024		\$2,295.00
121806	Nairobi Huru	04/08/2014	Active	28	0	0	0.00%	28		3	Y	2	N	09/2025		
Exc Award (06/30/2020)																




## Club Health Assessment for District 411 A through September 2025

			Status	Membership						Reports				Finance	LCIF	
Club Number	Club Name	Charter Date	Times in Status Quo in Past 2 Years	Current Member Count **	YTD Members Added	YTD Members Dropped	YTD Net Growth% ***	Member Count 1 Year Ago	Dropped Members Avg.Length of Service	Months Since Membership Update	Current Officers Reported ****	Current President Repeated Term	VP Reported *****	Last Date Reported Service (mm/yyyy)	Account Balance	YTD Donations
66385	NAIROBI KAREN	06/28/2002	Active	97	3	2	1.04%	74	1	0	Y		N	09/2025		\$1,000.00
48506	NAIROBI LAVINGTON	04/25/1988	Active(1)	7	1	0	16.67%	16		0	Y	2	N	09/2025	90+ Days	
121071	Nairobi Lotus	01/07/2014	Active	11	0	0	0.00%	11		4	Y	4	N	04/2025	90+ Days	
57835	NAIROBI PEPONI	02/08/1996	Active	44	0	1	-2.22%	46	18	0	Y	2		09/2025	90+ Days	
Exc Award (06/30/2018, 06/30/2021)																
133697	Nairobi Phoenix	01/23/2018	Active	26	14	2	85.71%	21	5	0	Y		N	08/2025	90+ Days	\$1,000.00
57811	NAIROBI RIVERSIDE	01/29/1996	Active	31	2	1	3.33%	63	4	0	Y	2	N	09/2025		\$1,000.00
Exc Award (06/30/2020, 06/30/2021, 06/30/2022, 06/30/2023)																
125333	Nairobi South	07/23/2015	Active	13	3	0	30.00%	13		0	Y	3	N	09/2025		
37458	NAIROBI WESTLANDS	07/30/1979	Active	8	0	1	-11.11%	11	4	2	Y		N	09/2025		
63697	NAIVASHA	11/15/2000	Active(1)	11	0	0	0.00%	11		4	N	None		02/2024	90+ Days	
27832	NAKURU	10/02/1964	Active	32	0	0	0.00%	30		0	Y		N	09/2025		
Exc Award (06/30/2022)																
48508	NAKURU MENENGAI	04/25/1988	Active	16	0	0	0.00%	17		3	Y	3	N	02/2025		
Exc Award (06/30/2020)																
87756	NANYUKI LAIKIPIA	04/11/2005	Active	23	0	0	0.00%	26		3	Y		N	09/2025	90+ Days	
149097	Narok Masai Mara	11/26/2021	Active(1)	17	0	0	0.00%	20		4	Y		N	09/2025	90+ Days	
46950	NYAHURURU	02/05/1987	Active(2)	8	0	0	0.00%	10		4	Y			06/2025	90+ Days	
142829	Nyandarua Greater	09/08/2020	Active(4)	15	0	0	0.00%	21		3	Y			06/2025	90+ Days	
27833	NYERI	09/09/1967	Active(2)	16	2	2	0.00%	16	47	1	Y			08/2025	90+ Days	
136611	Ruiru Pioneer	10/19/2018	Active(1)	15	0	0	0.00%	8		6	Y	2	R	09/2024	90+ Days	
Exc Award (06/30/2020, 06/30/2021)																
124493	Seychelles	03/31/2015	Active	21	5	1	23.53%	17	8	0	Y		N	09/2025	90+ Days	
129149	Seychelles Centennial Women	11/03/2016	Active	14	2	0	16.67%	24		0	Y		N	09/2025	90+ Days	
Exc Award (06/30/2020)																
124888	Seychelles Melvin Jones Fellowship	05/28/2015	Active	22	0	0	0.00%	22		1	Y		N	05/2025		
Exc Award (06/30/2023)																
51536	THIKA CHANIA FALLS	04/08/1991	Active	28	1	0	3.70%	29		1	Y	2	N	09/2025	90+ Days	
58216	THIKA KILIMAMBOGO	04/30/1996	Active	70	0	0	0.00%	82		1	Y		N	09/2025		
Exc Award (06/30/2023)																



## Club Health Assessment for District 411 A through September 2025



Club Number	Club Name	Charter Date	Status	Membership					Reports				Finance	LCIF	
			Times in Status Quo in Past 2 Years	Current Member Count **	YTD Members Added	YTD Members Dropped	YTD Net Growth% ***	Member Count 1 Year Ago	Dropped Members Avg.Length of Service	Months Since Membership Update	Current Officers Reported ****	Current President Repeated Term	VP Reported *****	Last Date Reported Service (mm/yyyy)	Account Balance
140005	Vihiga	10/09/2019	Active	30	1	0	3.45%	28	0	Y		N	09/2025		

Clubs Cancelled Previous Fiscal Year – Clubs Cancelled within last 12 months may be reinstated

Club Number	Club Name	Charter Date	Current Status*	Cancellation Date
121251	Addis Ababa Commercial Bank of Ethiopia, East-A	02/13/2014	Cancelled(8*)	12/30/2024
121249	Addis Ababa Commercial Bank of Ethiopia, North-A	02/13/2014	Cancelled(8*)	12/30/2024
121250	Addis Ababa Commercial Bank of Ethiopia, South-A	02/13/2014	Cancelled(8*)	12/30/2024
121252	Addis Ababa Commercial Bank of Ethiopia, West-A	02/13/2014	Cancelled(8*)	12/30/2024
151441	Addis Ababa Hibret Bank Head Office Management	06/20/2022	Cancelled(8*)	06/29/2025
121253	Bahir Dar Commercial Bank of Ethiopia-A	02/13/2014	Cancelled(8*)	12/30/2024
119190	MOHAN PLC. ADDIS ABABA	04/19/2013	Cancelled(8*)	06/29/2025

Current Total Clubs Count	YTD New Clubs Count	YTD Cancelled Clubs Count	YTD Net Club Gain	Current Total Members Count	YTD Add	YTD Drop	YTD Net Growth	YTD Net Growth %	Member Count 12 Months Ago	Average Member Count Per Club	% of Clubs with less than 20 members	% No Officer Report in 12 Months	% of Clubs with balance 90+ days	Number of Clubs in Status Quo	% Status Quo Clubs in Financial Suspension	Number of Cancelled Clubs	Average Cancelled Club Age	Members Lost Due to Cancellation	% of Clubs Cancelled for Non-Financial Reasons
67	1	0	1	1,767	105	49	56	3.27%	1,530	26	34%	6%	58%	0	0%	0	0	0	0%

\* - P - Priority Club. Cancellation Reasons: 1-Objectives/conduct, 2-Non-active club, 5-Non-existing club, 6-Disbanding, 7-Merger, 8-Financial Suspension, 9-District/Multiple District Dues.

\*\* Red denotes below 15 active members.

\*\*\* Red denotes 20% + loss.

\*\*\*\* Y - all 3 (President, Secretary, Treasurer) club officers reported, N - not all 3 reported.

\*\*\*\*\* Abbreviation: N-New, IP-Immediate Past, R-Repeat.




# Club Health Assessment for District 411 B through September 2025

			Status	Membership					Reports				Finance	LCIF		
Club Number	Club Name	Charter Date	Times in Status Quo in Past 2 Years	Current Member Count **	YTD Members Added	YTD Members Dropped	YTD Net Growth% ***	Member Count 1 Year Ago	Dropped Members Avg.Length of Service	Months Since Membership Update	Current Officers Reported ****	Current President Repeated Term	VP Reported *****	Last Date Reported Service (mm/yyyy)	Account Balance	YTD Donations
Clubs less than two years old																
180984	Buhweju	02/27/2025	Active	26	0	0	0.00%	0		3	Y	2	R	09/2025		
181659	Isingiro	04/28/2025	Active	59	5	0	9.26%	0		1	Y	2	N	08/2025	90+ Days	
186512	Kampala Generations	07/31/2025	Newly Chartered	29	29	0	100.00%	0		0	Y		N	08/2025		
183290	Kampala Legacy	07/28/2025	Newly Chartered	22	22	0	100.00%	0		0	Y			08/2025		\$5.00
182487	Koboko Salia Musala	06/05/2025	Active	20	0	0	0.00%	0		3	Y	2	R	09/2025		
181270	Kyengera	03/26/2025	Active	22	1	0	4.76%	0		0	Y	2	R	07/2025		\$900.00
179506	Manyangwa	12/18/2024	Active	23	1	0	4.55%	0		2	Y	2	R	09/2025		
180535	Masaka Greater	02/12/2025	Active	21	0	0	0.00%	0		3	Y	2	N	06/2025		
180441	Mbale City	02/27/2025	Active	22	2	0	10.00%	0		0	Y	2	N	09/2025	90+ Days	
180662	Mulago Community	01/31/2025	Active	34	0	0	0.00%	0		3	Y	2	R	07/2025	90+ Days	\$150.00
171642	Nakivale Light	06/29/2024	Active(1)	18	0	0	0.00%	22		3	Y		N	09/2025	90+ Days	
179645	Rubirizi	12/17/2024	Active	50	11	0	28.21%	0		0	Y	2	R	09/2025		\$920.00
Clubs more than two years old																
65008	ARUA	02/14/2002	Active	38	6	0	18.75%	30		0	Y		N	07/2025		\$200.00
54198	BUSHENYI	03/08/1993	Active	103	16	0	18.39%	86		0	Y		N	09/2025	90+ Days	\$140.00
Exc Award (06/30/2022, 06/30/2023)																
144569	Bushenyi Specialty	12/31/2020	Cancelled(8*)	0	0	3	-100.00%	15	5	0	N	None		02/2025	90+ Days	
116940	BUSIA GREATER	05/21/2012	Active	35	3	0	9.38%	32		0	Y		N	09/2025	90+ Days	
136787	Bwambara	01/08/2019	Active(1)	47	8	0	20.51%	60		0	Y		N	09/2025		
66539	ENTEBBE	08/02/2002	Active	42	0	0	0.00%	52		2	Y		N	09/2025		
153261	Entebbe Road	01/16/2023	Active	45	4	0	9.76%	30		0	Y		N	09/2025		\$2,500.00
119598	Gulu Metropolitan	06/10/2013	Active(2)	13	13	0	100.00%	22		1	Y		N	09/2025		
153614	Hoima Albertine	04/18/2023	Active(1)	19	1	0	5.56%	16		0	Y		N	08/2025	90+ Days	\$82.00
130367	Ibanda Centennial	03/10/2017	Active	33	4	0	13.79%	36		0	Y		N	07/2025		\$331.00
60243	IGANGA	12/31/1997	Active(2)	17	1	0	6.25%	16		1	Y		N	09/2025	90+ Days	




## Club Health Assessment for District 411 B through September 2025

			Status	Membership					Reports				Finance	LCIF		
Club Number	Club Name	Charter Date	Times in Status Quo in Past 2 Years	Current Member Count **	YTD Members Added	YTD Members Dropped	YTD Net Growth% ***	Member Count 1 Year Ago	Dropped Members Avg.Length of Service	Months Since Membership Update	Current Officers Reported ****	Current President Repeated Term	VP Reported *****	Last Date Reported Service (mm/yyyy)	Account Balance	YTD Donations
33132	JINJA	12/06/1976	Active	55	9	0	19.57%	55		0	Y		N	09/2025		\$420.00
51867	KABALE	06/23/1991	Active	73	1	0	1.39%	39		2	Y			08/2025	90+ Days	
55017	KAKIRA	11/01/1993	Active(1)	41	6	1	13.89%	43	8	0	Y		N	08/2025	90+ Days	
Exc Award (06/30/2017)																
56738	KAMPALA CENTRAL	03/28/1995	Active	110	2	0	1.85%	175		1	Y		N	08/2025		\$6,596.00
Exc Award (06/30/2021, 06/30/2022, 06/30/2025)																
61853	KAMPALA CITY	04/26/1999	Active	17	2	0	13.33%	16		0	Y		R	08/2025	90+ Days	
142032	Kampala East	07/13/2020	Active	77	10	0	14.93%	63		1	Y		N	08/2025		\$1,216.00
27854	KAMPALA HOST	10/11/1959	Active	88	7	0	8.64%	87		0	Y		N	09/2025		\$1,000.00
Exc Award (06/30/2022, 06/30/2023)																
104008	KAMPALA NEW CENTURY	11/24/2008	Active(1)	24	1	0	4.35%	28		1	Y		N	09/2025	90+ Days	
Exc Award (06/30/2023)																
146041	Kampala Victoria Luzira	04/29/2021	Active	45	7	0	18.42%	42		0	Y		N	09/2025		\$255.00
152001	Kamwenge Host	08/19/2022	Active	67	3	0	4.69%	56		0	Y		N	09/2025		\$1,000.00
146108	Kanungu	05/12/2021	Active(1)	17	0	0	0.00%	14		3	Y		N	09/2025	90+ Days	
139770	Kasangati	10/21/2019	Active(2)	16	2	0	14.29%	14		1	Y		N	08/2025	90+ Days	\$200.00
151220	Kasangati Greater	06/17/2022	Active	43	2	0	4.88%	45		0	Y		N	07/2025		\$7,250.00
56506	KASESE	02/02/1995	Active	36	0	0	0.00%	31		3	Y		N	07/2025	90+ Days	
150957	Kira Host	06/21/2022	Active	28	3	2	3.70%	33	3	0	Y			06/2025		\$350.00
126210	Kisoro	11/20/2015	Active(2)	22	0	0	0.00%	23		3	Y		N	12/2023	90+ Days	
118304	KUMI CENTRAL	11/15/2012	Active	58	15	0	34.88%	31		0	Y		N	09/2025		\$555.00
Exc Award (06/30/2020, 06/30/2022, 06/30/2023, 06/30/2025)																
108105	KYENJOJO	04/19/2010	Active(3)	10	0	0	0.00%	16		3	Y		N	09/2024	90+ Days	
130793	Lira Urban	04/25/2017	Active(2)	12	0	0	0.00%	16		3	Y		N	09/2024	90+ Days	
136074	Makerere	08/09/2018	Active	21	1	0	5.00%	30		0	Y		N	09/2025		\$300.00
Exc Award (06/30/2022)																
52964	MASAKA	04/17/1992	Active	65	2	0	3.17%	59		0	Y		N	09/2025	90+ Days	
149181	Masaka City	01/03/2022	Active	23	0	0	0.00%	16		1	Y		N	09/2025	90+ Days	
49162	MBARARA	01/17/1989	Active	108	4	0	3.85%	122		0	Y		N	09/2025	90+ Days	\$1,360.00



## Club Health Assessment for District 411 B through September 2025


			Status	Membership						Reports				Finance	LCIF	
Club Number	Club Name	Charter Date	Times in Status Quo in Past 2 Years	Current Member Count **	YTD Members Added	YTD Members Dropped	YTD Net Growth% ***	Member Count 1 Year Ago	Dropped Members Avg.Length of Service	Months Since Membership Update	Current Officers Reported ****	Current President Repeated Term	VP Reported *****	Last Date Reported Service (mm/yyyy)	Account Balance	YTD Donations
Exc Award (06/30/2022)																
120840	Mbarara Central	12/05/2013	Active	59	0	0	0.00%	56		1	Y		N	09/2025	90+ Days	\$1,100.00
149174	Mitooma	12/09/2021	Active	25	1	0	4.17%	19		2	Y		N	09/2025	90+ Days	
141734	Mukono Host	06/20/2020	Active	31	4	0	14.81%	35		0	Y		R	09/2025	90+ Days	
143223	Nebbi	10/12/2020	Active(3)	16	0	2	-11.11%	25	2	0	Y		R	09/2025		
149348	Njeru Nile	01/11/2022	Active(2)	13	4	1	30.00%	13	3	1	Y		N	09/2025	90+ Days	
151322	Nsambya Kampala	06/21/2022	Active(2)	8	1	0	14.29%	13		1	Y			08/2025	90+ Days	\$1,000.00
120435	Ntungamo	09/30/2013	Active	227	6	0	2.71%	147		0	Y		N	09/2025		
141598	Nyapea	06/18/2020	Active	29	5	0	20.83%	21		0	Y		N	09/2025	90+ Days	
137877	Pakwach	05/23/2019	Active	23	3	0	15.00%	25		2	Y		N	09/2025	90+ Days	\$1,000.00
Exc Award (06/30/2022)																
140059	Rukungiri	11/01/2019	Active	105	7	2	5.00%	91	1	0	Y		N	09/2025	90+ Days	\$900.00
153230	Seeta	05/16/2023	Active	24	1	0	4.35%	26		0	Y		N	09/2025		
124540	Sheema	04/21/2015	Active	44	8	1	18.92%	26	1	0	Y		N	09/2025	90+ Days	
149322	Sheema Specialty	12/17/2021	Active	30	3	0	11.11%	24		0	Y		N	09/2025	90+ Days	\$500.00
35297	SOROTI	03/06/1978	Active(1)	18	7	0	63.64%	13		0	Y		N	09/2025	90+ Days	\$200.00
153713	Soroti City	03/02/2023	Active(1)	12	0	0	0.00%	0		8	Y			03/2024		
150959	Wakiso Host	06/20/2022	Active	22	5	0	29.41%	20		0	Y		N	09/2025		
89531	YUMBE	10/31/2005	Active(2)	17	2	0	13.33%	12		0	Y		N	08/2025	90+ Days	

Clubs Cancelled Previous Fiscal Year – Clubs Cancelled within last 12 months may be reinstated

Club Number	Club Name	Charter Date	Current Status*	Cancellation Date
140449	Fort Portal City	12/23/2019	Cancelled(8*)	06/29/2025
127549	Ngora	06/06/2016	Cancelled(8*)	12/30/2024
124965	Tororo Host	06/16/2015	Cancelled(8*)	06/29/2025



## Club Health Assessment for District 411 B through September 2025

<div>International Club of Presidents</div>						Status		Membership					Reports				Finance		LCIF
						Times in Status Quo in Past 2 Years	Current Member Count **	YTD Members Added	YTD Members Dropped	YTD Net Growth***	Member Count 1 Year Ago	Dropped Members Avg.Length of Service	Months Since Membership Update	Current Officers Reported ****	Current President Repeated Term	VP Reported *****	Last Date Reported Service (mm/yyyy)	Account Balance	YTD Donations
Club Number	Club Name		Charter Date																
Current Total Clubs Count	YTD New Clubs Count	YTD Cancelled Clubs Count	YTD Net Club Gain	Current Total Members Count	YTD Add	YTD Drop	YTD Net Growth	Member Count 12 Months Ago	Average Member Count Per Club	% of Clubs with less than 20 members	% No Officer Report in 12 Months	% of Clubs with balance 90+ days	Number of Clubs in Status Quo	% Status Quo Clubs in Financial Suspension	Number of Cancelled Clubs	Average Cancelled Club Age	Members Lost Due to Cancellation	% of Clubs Cancelled for Non-Financial Reasons	
62	2	1	1	2,497	261	12	249	11.08%	2,037	40	24%	0%	53%	0	0%	1	29	3	-300%

\* - P - Priority Club. Cancellation Reasons: 1-Objectives/conduct, 2-Non-active club, 5-Non-existing club, 6-Disbanding, 7-Merger, 8-Financial Suspension, 9-District/Multiple District Dues.

\*\* Red denotes below 15 active members.

\*\*\* Red denotes 20% + loss.

\*\*\*\* Y - all 3 (President, Secretary, Treasurer) club officers reported, N - not all 3 reported.

\*\*\*\*\* Abbreviation: N-New, IP-Immediate Past, R-Repeat.





# Club Health Assessment for District 411 C through September 2025

			Status	Membership						Reports				Finance	LCIF	
Club Number	Club Name	Charter Date	Times in Status Quo in Past 2 Years	Current Member Count **	YTD Members Added	YTD Members Dropped	YTD Net Growth% ***	Member Count 1 Year Ago	Dropped Members Avg.Length of Service	Months Since Membership Update	Current Officers Reported ****	Current President Repeated Term	VP Reported *****	Last Date Reported Service (mm/yyyy)	Account Balance	YTD Donations
Clubs more than two years old																
27835	ARUSHA Exc Award (06/30/2018)	06/03/1968	Active	23	2	0	9.52%	21		2	Y	3	R	02/2025	90+ Days	
125072	Arusha City	06/18/2015	Active	31	2	0	6.90%	22		3	Y	2	R	09/2025	90+ Days	
27836	DAR ES SALAAM Exc Award (06/30/2018, 06/30/2023, 06/30/2025)	01/31/1963	Active	42	0	0	0.00%	33		0	Y		N	09/2025		
132789	Dar Es Salaam Africana Exc Award (06/30/2018)	10/04/2017	Active(1)	9	0	1	-10.00%	10	4	2	Y		N	08/2025		
30851	DAR ES SALAAM CITY	05/29/1975	Active	32	6	4	6.67%	32	2	1	Y			08/2025		
151893	Dar es Salaam Infinity Exc Award (06/30/2023)	08/17/2022	Active	26	1	0	4.00%	25		2	Y		N	09/2025		
152330	Dar es Salaam Melvin Jones	08/29/2022	Active(3)	15	0	0	0.00%	17		2	Y		N	03/2025	90+ Days	
56755	DAR ES SALAAM MZIZIMA Exc Award (06/30/2016, 06/30/2017, 06/30/2018, 06/30/2021, 06/30/2022, 06/30/2023)	03/28/1995	Active	56	0	0	0.00%	45		3	Y		N	09/2025		
133709	Dar Es Salaam New Century Exc Award (06/30/2019)	02/14/2018	Active(2)	12	3	0	33.33%	0		0	Y			09/2025		
50170	DAR ES SALAAM PWANI	02/06/1990	Active	27	0	0	0.00%	26		1	Y		R	07/2025	90+ Days	
151030	Dar es Salaam Sky Exc Award (06/30/2023, 06/30/2024)	06/02/2022	Active	32	9	1	33.33%	33	3	1	Y		N	09/2025		\$2,000.00
130531	Dar Es Salaam Tanzanites Exc Award (06/30/2018, 06/30/2022, 06/30/2023)	04/04/2017	Active	64	17	0	36.17%	46		1	Y	2	R	09/2025		\$1,000.00
151671	Dar es Salaam The Incredibles	07/29/2022	Active	53	38	2	211.76%	26	3	0	Y		N	09/2025		
136670	Dar es Salaam Uhuru Exc Award (06/30/2022, 06/30/2023, 06/30/2024)	10/29/2018	Active	25	2	0	8.70%	30		1	Y		N	09/2025		\$1,000.00
153581	Dar es Salaam Young Trailblazers	03/09/2023	Active	14	0	0	0.00%	9		3	Y		N	09/2025	90+ Days	
27839	KILIMANJARO L C	01/02/1967	Active	28	0	0	0.00%	30		3	Y	2	R	09/2025	90+ Days	
105838	MOROGORO	06/30/2009	Active	20	0	0	0.00%	22		10	Y	8		04/2025	90+ Days	



## Club Health Assessment for District 411 C through September 2025

INTERNATIONAL

Club Number	Club Name	Charter Date	Status	Membership						Reports				Finance	LCIF	
			Times in Status Quo in Past 2 Years	Current Member Count **	YTD Members Added	YTD Members Dropped	YTD Net Growth***	Member Count 1 Year Ago	Dropped Members Avg.Length of Service	Months Since Membership Update	Current Officers Reported ****	Current President Repeated Term	VP Reported *****	Last Date Reported Service (mm/yyyy)	Account Balance	YTD Donations
62837	MOSHI KIBO	02/28/2000	Active	21	0	0	0.00%	21		15	Y	3		06/2025	90+ Days	
153909	Mwanza Bugando	03/30/2023	Cancelled(8*)	0	0	20	-100.00%	20	2	1	N	None		10/2023	90+ Days	

Clubs Cancelled Previous Fiscal Year – Clubs Cancelled within last 12 months may be reinstated

Club Number	Club Name	Charter Date	Current Status*	Cancellation Date
129382	Dar es Salaam Panorama	11/29/2016	Cancelled(8*)	06/29/2025
27843	MWANZA	09/24/1966	Cancelled(8*)	12/30/2024
147874	Mwanza City	08/23/2021	Cancelled(8*)	07/29/2024
63564	MWANZA VALENTINE	09/05/2000	Cancelled(6*)	11/30/2024

Current Total Clubs Count	YTD New Clubs Count	YTD Cancelled Clubs Count	YTD Net Club Gain	Current Total Members Count	YTD Add	YTD Drop	YTD Net Growth	YTD Net Growth %	Member Count 12 Months Ago	Average Member Count Per Club	% of Clubs with less than 20 members	% No Officer Report in 12 Months	% of Clubs with balance 90+ days	Number of Clubs in Status Quo	% Status Quo Clubs in Financial Suspension	Number of Cancelled Clubs	Average Cancelled Club Age	Members Lost Due to Cancellation	% of Clubs Cancelled for Non-Financial Reasons
18	0	1	-1	530	80	28	52	10.88%	468	29	22%	0%	44%	0	0%	1	96	20	-300%

\* - P - Priority Club. Cancellation Reasons: 1-Objectives/conduct, 2-Non-active club, 5-Non-existing club, 6-Disbanding, 7-Merger, 8-Financial Suspension, 9-District/Multiple District Dues.

\*\* Red denotes below 15 active members.

\*\*\* Red denotes 20% + loss.

\*\*\*\* Y - all 3 (President, Secretary, Treasurer) club officers reported, N - not all 3 reported.

\*\*\*\*\* Abbreviation: N-New, IP-Immediate Past, R-Repeat.



## Club Health Assessment for District 412 A through September 2025

			Status	Membership						Reports				Finance	LCIF	
Club Number	Club Name	Charter Date	Times in Status Quo in Past 2 Years	Current Member Count **	YTD Members Added	YTD Members Dropped	YTD Net Growth% ***	Member Count 1 Year Ago	Dropped Members Avg.Length of Service	Months Since Membership Update	Current Officers Reported ****	Current President Repeated Term	VP Reported *****	Last Date Reported Service (mm/yyyy)	Account Balance	YTD Donations
Clubs less than two years old																
156477	Gaborone Central	10/30/2023	Active	15	2	3	-6.25%	24	1	2	Y		N	09/2025		
178971	Gweru Greater	11/15/2024	Active	20	0	0	0.00%	0		2	Y		N	09/2025		\$450.00
182817	Harare The Executives	06/19/2025	Active	20	0	0	0.00%	0		3	Y	2	R	08/2025		
179919	Mvurwi	02/12/2025	Active	21	1	0	5.00%	0		0	Y	2	R	08/2025	90+ Days	
Clubs more than two years old																
27886	BULAWAYO	04/12/1960	Active(1)	7	0	0	0.00%	7		3	Y	2	N	09/2025		\$100.00
	Exc Award (06/30/2024)															
138338	Bulawayo City	06/18/2019	Active	11	0	0	0.00%	15		3	Y			09/2025	90+ Days	
36181	BULAWAYO KHUMALO	10/13/1978	Active	30	9	0	42.86%	25		1	Y		N	09/2025		
	Exc Award (06/30/2023, 06/30/2024)															
137306	Chegutu	02/21/2019	Active(2)	5	0	0	0.00%	5		17	Y	3		02/2024	90+ Days	
27889	CHIREDDI	11/05/1965	Active	23	0	0	0.00%	22		3	Y		N	09/2025		
145727	Chiredzi Lowveld Speciality	03/23/2021	Active(2)	9	0	0	0.00%	12		18	N			07/2023	90+ Days	
32054	FRANCISTOWN	04/19/1976	Active(1)	18	0	1	-5.26%	17	26	2	Y		N	09/2024	90+ Days	
61632	FRANCISTOWN JUBILEE	03/15/1999	Active(2)	8	2	2	0.00%	6	7	1	Y		R	09/2025	90+ Days	
61487	FRANCISTOWN NYANGABGWE	02/04/1999	Active	11	0	5	-31.25%	19	3	1	Y			03/2025		\$50.00
61633	FRANCISTOWN TATI	03/15/1999	Active	9	0	1	-10.00%	13	2	1	Y			09/2025		
27873	GABORONE	08/23/1970	Active	24	0	9	-27.27%	33	11	2	N	None		03/2025	90+ Days	
	Exc Award (06/30/2018, 06/30/2021)															
132234	Gaborone Greater	07/14/2017	Active	9	0	0	0.00%	9		17	Y		N	10/2023		
143522	Gaborone Health and Wellness	11/04/2020	Active(2)	6	0	0	0.00%	6		15	N	None		02/2024	90+ Days	
148771	Gaborone RHIS Specialty	11/08/2021	Active	24	1	0	4.35%	23		1	Y		N	07/2025	90+ Days	
148248	Gaborone Sans Frontieres	09/27/2021	Active(1)	31	0	0	0.00%	31		2	Y		N	09/2025		
	Exc Award (06/30/2022, 06/30/2023, 06/30/2024)															
33133	GREATER HARARE	12/08/1976	Active	17	0	0	0.00%	24		2	Y		N	06/2025	90+ Days	
27896	GWERU	04/12/1960	Active	21	3	0	16.67%	44		2	Y		N	08/2025	90+ Days	\$550.00
	Exc Award (06/30/2023, 06/30/2024)															



## Club Health Assessment for District 412 A through September 2025

			Status	Membership						Reports				Finance	LCIF	
Club Number	Club Name	Charter Date	Times in Status Quo in Past 2 Years	Current Member Count **	YTD Members Added	YTD Members Dropped	YTD Net Growth% ***	Member Count 1 Year Ago	Dropped Members Avg.Length of Service	Months Since Membership Update	Current Officers Reported ****	Current President Repeated Term	VP Reported *****	Last Date Reported Service (mm/yyyy)	Account Balance	YTD Donations
153426	Harare Central	01/30/2023	Active(1)	21	0	0	0.00%	10		2	Y	2	N	09/2025	90+ Days	
27911	HARARE CITY	09/21/1959	Active(3)	4	0	0	0.00%	4		17	N	None		12/2024	90+ Days	
27907	HARARE FLAME LILY	03/07/1969	Active	16	1	2	-5.88%	20	2	2	N		N	09/2025	90+ Days	\$200.00
137356	Harare Gunhill	11/21/2019	Active	19	0	1	-5.00%	32	8	1	Y		N	08/2025	90+ Days	
Exc Award (06/30/2023, 06/30/2024)																
40194	HARARE THE PHOENIX	06/25/1981	Active(1)	15	0	0	0.00%	21		3	Y		N	07/2024	90+ Days	\$20.00
Exc Award (06/30/2023)																
149503	Harare The Sovereigns	02/01/2022	Active	24	5	0	26.32%	26		0	Y		R	09/2025		
39840	HARARE WEST	04/29/1981	Active	16	2	0	14.29%	17		2	Y		N	09/2025		\$30.00
133126	Hippo Valley	11/17/2017	Active	24	0	0	0.00%	28		2	Y		N	01/2024	90+ Days	
101833	KADOMA	04/14/2008	Active	5	0	1	-16.67%	6	15	2	N	8		03/2023	90+ Days	
148717	Kadoma Central	10/25/2021	Active(2)	5	0	0	0.00%	6		3	Y		N	06/2025	90+ Days	
118873	KARIBA	02/28/2013	Cancelled(8*)	0	0	6	-100.00%	12	13	0	N	None		01/2024	90+ Days	
27908	KWE KWE	08/23/1962	Active	23	0	0	0.00%	17		3	Y		N	09/2025	90+ Days	\$100.00
143551	Kwekwe Greater	11/19/2020	Active	19	0	1	-5.00%	22	11	0	Y		N	08/2025		\$50.00
27874	LOBATSE	02/04/1968	Active	14	0	0	0.00%	27		0	Y			09/2025	90+ Days	
Exc Award (06/30/2023, 06/30/2024)																
142904	Masvingo City	10/13/2020	Active	13	0	0	0.00%	23		0	Y		N	03/2024	90+ Days	
Exc Award (06/30/2024)																
116360	MAUN-GREATER	03/21/2012	Active(2)	6	0	0	0.00%	6		10	N	None		01/2023	90+ Days	
61138	MOLEPOLOLE	09/16/1998	Active(1)	19	0	0	0.00%	17		10	Y	2		07/2024	90+ Days	
Exc Award (06/30/2023)																
154614	Mutare	06/02/2023	Active	22	0	0	0.00%	22		0	Y	4	R		90+ Days	
78924	MUTARE THE MOUNTAIN DEW	06/16/2004	Active(1)	10	0	0	0.00%	10		3	Y			09/2025	90+ Days	
129208	Norton	11/28/2016	Active(2)	5	0	0	0.00%	5		4	Y	4		08/2025	90+ Days	
27898	NYANGA	11/12/1971	Active(1)	24	0	0	0.00%	24		3	Y		N	02/2025	90+ Days	\$110.00
27909	REDCLIFF	02/01/1967	Active	20	1	0	5.26%	27		1	Y	2	N	09/2025	90+ Days	\$150.00
Exc Award (06/30/2021, 06/30/2023)																
110977	RUSAPE	05/04/2011	Active(1)	6	0	0	0.00%	6		11	Y	2	N	05/2022		
36790	SEBAKWE L C	03/09/1979	Active	10	0	0	0.00%	13		4	Y			11/2023		



## Club Health Assessment for District 412 A through September 2025

INTERNATIONAL

			Status	Membership					Reports				Finance	LCIF		
Club Number	Club Name	Charter Date	Times in Status Quo in Past 2 Years	Current Member Count **	YTD Members Added	YTD Members Dropped	YTD Net Growth% ***	Member Count 1 Year Ago	Dropped Members Avg.Length of Service	Months Since Membership Update	Current Officers Reported ****	Current President Repeated Term	VP Reported *****	Last Date Reported Service (mm/yyyy)	Account Balance	YTD Donations
27875	SELEBI PHIKWE	01/03/1974	Active	5	0	0	0.00%	9		6	Y	8		10/2022		
61772	SELEBI-PHIKWE MOKOMOTO	04/13/1999	Active	19	0	0	0.00%	20		3	Y			12/2022		
Exc Award (06/30/2022)																
127318	Serowe Central	06/16/2016	Active(1)	12	0	0	0.00%	9		3	Y	2		08/2022		
27918	TRIANGLE	04/03/1967	Active	40	3	0	8.11%	36		2	Y	2	N	09/2025		
Exc Award (06/30/2023)																
145943	Victoria Falls Mosi oa Tunya	04/20/2021	Active(1)	11	0	0	0.00%	7		5	Y		N	07/2025	90+ Days	
144486	Wankie	12/24/2020	Active	19	2	0	11.76%	17		1	Y		N	09/2025	90+ Days	
27916	ZVISHAVANE	11/25/1966	Active	22	4	0	22.22%	22		2	Y		N	06/2025	90+ Days	

Clubs Cancelled Previous Fiscal Year – Clubs Cancelled within last 12 months may be reinstated

Club Number	Club Name	Charter Date	Current Status*	Cancellation Date
27887	BULAWAYO MATOPOS	02/05/1970	Cancelled(8*)	12/30/2024
154761	Gaborone Mokolodi	06/20/2023	Cancelled(8*)	06/29/2025
154611	Gaborone Sans Frontiers	06/01/2023	Cancelled(8*)	06/29/2025
154712	Gweru MSU	06/20/2023	Cancelled(8*)	06/29/2025
144687	Harare Cresta Hotels	12/30/2020	Cancelled(8*)	12/30/2024
111476	KAROI	06/23/2011	Cancelled(8*)	05/29/2025
150322	Mutare Specialty	05/23/2022	Cancelled(8*)	06/29/2025

Current Total Clubs Count	YTD New Clubs Count	YTD Cancelled Clubs Count	YTD Net Club Gain	Current Total Members Count	YTD Add	YTD Drop	YTD Net Growth	YTD Net Growth %	Member Count 12 Months Ago	Average Member Count Per Club	% of Clubs with less than 20 members	% No Officer Report in 12 Months	% of Clubs with balance 90+ days	Number of Clubs in Status Quo	% Status Quo Clubs in Financial Suspension	Number of Cancelled Clubs	Average Cancelled Club Age	Members Lost Due to Cancellation	% of Clubs Cancelled for Non-Financial Reasons
51	0	1	-1	807	36	32	4	0.50%	856	16	65%	8%	63%	0	0%	1	94	6	-700%

\* - P - Priority Club. Cancellation Reasons: 1-Objectives/conduct, 2-Non-active club, 5-Non-existing club, 6-Disbanding, 7-Merger, 8-Financial Suspension, 9-District/Multiple District Dues.

\*\* Red denotes below 15 active members.

\*\*\* Red denotes 20% + loss.

\*\*\*\* Y - all 3 (President, Secretary, Treasurer) club officers reported, N - not all 3 reported.

\*\*\*\*\* Abbreviation: N-New, IP-Immediate Past, R-Repeat.



# Club Health Assessment for District 412 B through September 2025

			Status	Membership						Reports				Finance	LCIF	
Club Number	Club Name	Charter Date	Times in Status Quo in Past 2 Years	Current Member Count **	YTD Members Added	YTD Members Dropped	YTD Net Growth***	Member Count 1 Year Ago	Dropped Members Avg.Length of Service	Months Since Membership Update	Current Officers Reported ****	Current President Repeated Term	VP Reported *****	Last Date Reported Service (mm/yyyy)	Account Balance	YTD Donations
Clubs less than two years old																
171695	Blantyre Mpingwe	06/19/2024	Active	21	0	0	0.00%	21		2	Y		R	09/2025	90+ Days	\$20.00
186628	Liwonde	08/06/2025	Newly Chartered	21	21	0	100.00%	0		1	Y		N			
179273	Mzuzu Bomama Ba Chindi	06/17/2025	Active	20	0	0	0.00%	0		3	N	None			90+ Days	
171908	Mzuzu Nyika	06/20/2024	Active(2)	10	10	23	-56.52%	23	1	0	Y		N			
171970	Nchalo Leo	06/10/2024	Active(1)	25	0	0	0.00%	36		8	N	None			90+ Days	
Clubs more than two years old																
118872	BEIRA CORRIDOR	02/28/2013	Active(2)	12	2	0	20.00%	0		0	Y		N	07/2025	90+ Days	
27924	BLANTYRE	08/26/1960	Active(1)	33	5	1	13.79%	29	22	0	Y		N	10/2023	90+ Days	
150143	Blantyre Chileka	03/08/2022	Active	16	0	0	0.00%	21		0	Y		N	02/2025	90+ Days	
134164	Blantyre Mandala	06/11/2018	Active	40	13	6	21.21%	33	3	0	Y		R	07/2025		\$2,695.27
Exc Award (06/30/2021, 06/30/2024)																
88974	BWAILA	07/18/2005	Active(1)	7	1	0	16.67%	6		0	N	2		03/2023	90+ Days	
35916	CAPITAL CITY	06/06/1978	Active	47	3	0	6.82%	44		1	Y		N	10/2023	90+ Days	
Exc Award (06/30/2021)																
148369	Chitipa	09/20/2021	Active(1)	14	0	0	0.00%	14		17	N	None		02/2024	90+ Days	
150274	Karonga Central	03/22/2022	Active(1)	3	0	0	0.00%	7		6	N	None		03/2025	90+ Days	
62415	LILONGWE	10/12/1999	Active	44	1	0	2.33%	44		0	Y		N	09/2025		\$994.74
137690	Lilongwe Lingadzi	06/20/2019	Active(3)	11	0	0	0.00%	10		8	N	None		03/2025	90+ Days	
150494	Lilongwe Umodzi	04/12/2022	Active	18	0	0	0.00%	18		15	Y		N	02/2024	90+ Days	
97302	MANGOCHI	06/13/2006	Active(3)	14	0	0	0.00%	14		21	N	None		02/2023	90+ Days	
117155	MTUNTHAMA	06/14/2012	Active	19	2	0	11.76%	26		1	Y	2	R	08/2025	90+ Days	
Exc Award (06/30/2020)																
56982	MZUZU	05/22/1995	Active	20	0	0	0.00%	28		4	N	None		01/2024		
Exc Award (06/30/2021)																
138170	Mzuzu Dwangwa	06/27/2019	Active(2)	25	0	0	0.00%	24		8	N	None		10/2023	90+ Days	
149698	Mzuzu Katoto	02/01/2022	Active	14	0	0	0.00%	14		5	N			02/2024	90+ Days	
134137	Mzuzu Viphya	04/17/2018	Active	38	0	8	-17.39%	42	4	2	Y		R	09/2025		



## Club Health Assessment for District 412 B through September 2025

			Status	Membership						Reports				Finance	LCIF	
Club Number	Club Name	Charter Date	Times in Status Quo in Past 2 Years	Current Member Count **	YTD Members Added	YTD Members Dropped	YTD Net Growth% ***	Member Count 1 Year Ago	Dropped Members Avg.Length of Service	Months Since Membership Update	Current Officers Reported ****	Current President Repeated Term	VP Reported *****	Last Date Reported Service (mm/yyyy)	Account Balance	YTD Donations
Exc Award (06/30/2022)																
153022	Nchalo	02/17/2023	Active	43	5	4	2.38%	36	2	0	Y		N	08/2025	90+ Days	
149525	Rumphi	01/07/2022	Active(3)	11	0	0	0.00%	11		19	N	None		12/2023	90+ Days	
110976	SALIMA	05/04/2011	Active	19	6	1	35.71%	14	10	1	Y	2	N	08/2025		
134395	Tete Baobab	06/11/2018	Active	28	2	0	7.69%	28		1	Y			09/2025		\$370.00
27925	ZOMBA	12/20/1971	Active	29	0	0	0.00%	28		1	Y		N	06/2025		\$1,000.00
134165	Zomba Chirunga	04/24/2018	Active(1)	7	0	0	0.00%	5		6	Y		N	08/2025	90+ Days	
Exc Award (06/30/2021)																

Clubs Cancelled Previous Fiscal Year – Clubs Cancelled within last 12 months may be reinstated

Club Number	Club Name	Charter Date	Current Status*	Cancellation Date
97231	KASUNGU	05/31/2006	Cancelled(8*)	05/29/2025

Current Total Clubs Count	YTD New Clubs Count	YTD Cancelled Clubs Count	YTD Net Club Gain	Current Total Members Count	YTD Add	YTD Drop	YTD Net Growth	YTD Net Growth %	Member Count 12 Months Ago	Average Member Count Per Club	% of Clubs with less than 20 members	% No Officer Report in 12 Months	% of Clubs with balance 90+ days	Number of Clubs in Status Quo	% Status Quo Clubs in Financial Suspension	Number of Cancelled Clubs	Average Cancelled Club Age	Members Lost Due to Cancellation	% of Clubs Cancelled for Non-Financial Reasons
28	1	0	1	609	71	43	28	4.82%	576	22	50%	25%	68%	0	0%	0	0	0	0%

\* - P - Priority Club. Cancellation Reasons: 1-Objectives/conduct, 2-Non-active club, 5-Non-existing club, 6-Disbanding, 7-Merger, 8-Financial Suspension, 9-District/Multiple District Dues.

\*\* Red denotes below 15 active members.

\*\*\* Red denotes 20% + loss.

\*\*\*\* Y - all 3 (President, Secretary, Treasurer) club officers reported, N - not all 3 reported.

\*\*\*\*\* Abbreviation: N-New, IP-Immediate Past, R-Repeat.



## Club Health Assessment for District 413 through September 2025

			Status	Membership					Reports				Finance		LCIF	
Club Number	Club Name	Charter Date	Times in Status Quo in Past 2 Years	Current Member Count **	YTD Members Added	YTD Members Dropped	YTD Net Growth% ***	Member Count 1 Year Ago	Dropped Members Avg.Length of Service	Months Since Membership Update	Current Officers Reported ****	Current President Repeated Term	VP Reported *****	Last Date Reported Service (mm/yyyy)	Account Balance	YTD Donations
Clubs less than two years old																
172300	Lusaka Acacia	06/25/2024	Active	24	0	0	0.00%	21		3	Y		N	02/2025	90+ Days	
174290	Lusaka Rosewood	07/30/2024	Active	25	2	0	8.70%	20		0	Y		N		90+ Days	
Clubs more than two years old																
68864	CHAMBA VALLEY	05/19/2003	Active(1)	28	0	0	0.00%	28		4	Y			10/2024	90+ Days	
58873	CHILANGA	11/20/1996	Active	26	0	0	0.00%	31		0	Y		N	08/2025	90+ Days	
27928	CHILILABOMBWE	03/26/1962	Active(2)	19	0	0	0.00%	29		3	N	None		04/2023	90+ Days	
68840	CHINGOLA NCHANGA	05/19/2003	Active	21	0	0	0.00%	21		3	Y			12/2022	90+ Days	
144487	Chinsali	12/28/2020	Active(2)	13	0	0	0.00%	13		15	N	None		03/2023	90+ Days	
29764	CHIPATA	08/06/1974	Active(1)	23	2	0	9.52%	22		0	Y		N	03/2024	90+ Days	
83055	CHOMA CENTRAL	06/30/2004	Active	16	3	0	23.08%	12		0	Y	2		01/2025		
105961	CHONGWE	08/17/2009	Active(1)	15	0	0	0.00%	15		3	N	2	N	04/2024	90+ Days	
148990	Chudleigh	11/15/2021	Active(2)	40	0	0	0.00%	44		9	Y		N	10/2024	90+ Days	\$200.00
78654	EMMASDALE	04/02/2004	Active	24	0	0	0.00%	21		2	Y		N	09/2025	90+ Days	
33134	ITIMPI	12/15/1976	Active	21	0	0	0.00%	21		16	Y			08/2024	90+ Days	
49535	JACARANDA	05/09/1989	Active	45	0	0	0.00%	44		2	Y		N	06/2025	90+ Days	
Exc Award (06/30/2024)																
27937	KABULONGA	03/22/1972	Active	41	0	3	-6.82%	45	2	1	Y		N	09/2025	90+ Days	
Exc Award (06/30/2023)																
27929	KABWE	07/13/1962	Active(1)	31	0	0	0.00%	38		3	Y		N	09/2025	90+ Days	
33500	KAFUE	03/09/1977	Active	19	0	0	0.00%	22		2	Y			11/2024	90+ Days	
137097	Kamirenda	03/27/2019	Active(1)	7	0	0	0.00%	11		3	Y			06/2025		
37306	KASAMA	06/13/1979	Active(1)	16	0	0	0.00%	16		21	Y	2	N	12/2024	90+ Days	
27932	KITWE	09/05/1961	Active(1)	20	0	0	0.00%	19		3	Y			04/2024	90+ Days	
50171	KITWE MUKUBA	02/02/1990	Active	33	0	0	0.00%	35		2	Y	3	R	12/2023	90+ Days	
27933	KITWE NKANA	03/15/1972	Active	38	3	0	8.57%	34		1	Y		N	07/2025		
152802	Livingstone Mosi oa Tunya Thunder	11/11/2022	Active	44	4	0	10.00%	48		0	Y		N	09/2025		





# Club Health Assessment for District 413 through September 2025

			Status	Membership						Reports				Finance	LCIF	
Club Number	Club Name	Charter Date	Times in Status Quo in Past 2 Years	Current Member Count **	YTD Members Added	YTD Members Dropped	YTD Net Growth% ***	Member Count 1 Year Ago	Dropped Members Avg.Length of Service	Months Since Membership Update	Current Officers Reported ****	Current President Repeated Term	VP Reported *****	Last Date Reported Service (mm/yyyy)	Account Balance	YTD Donations
27936	LUSAKA	12/04/1961	Active	46	2	0	4.55%	44		1	Y		N	08/2025		
99594	LUSAKA CHELSTON	06/11/2007	Status Quo(1)	19	0	0	0.00%	11		3	Y			12/2023	90+ Days	
58600	LUSAKA FAIRVIEW	07/05/1996	Active(3)	15	0	0	0.00%	18		3	Y	2		09/2025	90+ Days	
57930	LUSAKA IBEX	03/04/1996	Active	40	0	0	0.00%	44		4	Y			09/2025	90+ Days	\$20.00
150287	Lusaka Jesmondine	03/23/2022	Active(1)	33	2	0	6.45%	31		0	Y		N	04/2025	90+ Days	
50108	LUSAKA KAPILA	01/15/1990	Active	53	0	0	0.00%	51		3	Y		N	09/2025		\$10.00
Exc Award (06/30/2017)																
78440	LUSAKA KASUPE	03/05/2004	Active(1)	17	0	0	0.00%	23		3	Y		N	02/2025	90+ Days	
67594	LUSAKA LONGACRES	03/31/2003	Active(2)	16	0	0	0.00%	22		3	Y			10/2023	90+ Days	
75935	LUSAKA MAKENI	06/30/2003	Active(1)	29	3	0	11.54%	15		0	Y		N	05/2025	90+ Days	
50475	LUSAKA MULUNGUSHI	04/19/1990	Active	35	0	0	0.00%	29		1	Y		N	08/2025	90+ Days	
Exc Award (06/30/2023)																
50172	LUSAKA MUNALI	02/02/1990	Active	25	2	4	-7.41%	37	2	0	Y		N	09/2025		
Exc Award (06/30/2016, 06/30/2018)																
125237	Lusaka Nkwazi	06/19/2015	Active	45	0	0	0.00%	42		4	Y		N	08/2025	90+ Days	\$100.00
61511	LUSAKA SUNNINGDALE	02/11/1999	Active	47	1	0	2.17%	55		0	Y		N	06/2025		
27938	LUSAKA WOODLANDS	11/12/1969	Active	57	0	0	0.00%	55		3	Y		N	09/2025	90+ Days	\$200.00
133032	Mazabuka Nakambala	01/25/2018	Active	11	0	0	0.00%	11		5	Y		N	01/2024	90+ Days	
38113	MONGU	02/28/1980	Active	14	0	0	0.00%	14		4	Y		N	12/2023	90+ Days	
119434	MUMBWA CENTRAL	05/30/2013	Active	22	0	0	0.00%	17		6	Y		N	07/2025	90+ Days	
27940	NDOLA	03/05/1962	Active	50	2	0	4.17%	52		1	Y		N	04/2025		\$1,020.00
132848	Ndola Kafubu	10/24/2017	Active	28	0	0	0.00%	28		1	Y		N	02/2025		
42256	NDOLA KANSENSHI	01/27/1983	Active	43	0	0	0.00%	47		2	Y		N	09/2025		
Exc Award (06/30/2020)																
50109	NDOLA THANDIZANI	01/15/1990	Active(1)	15	1	0	7.14%	56		1	Y	2		09/2025	90+ Days	
137280	Rhodes Park	03/06/2019	Active	28	1	1	0.00%	29	2	2	Y		N	09/2025		
57217	ROMA	07/03/1995	Active	38	2	0	5.56%	38		2	Y		N	01/2025		
68861	SOLWEZI KANSANSHI	05/19/2003	Active(2)	10	0	0	0.00%	10		3	Y			02/2023	90+ Days	
134138	Solwezi Mutanda	05/08/2018	Active(2)	16	0	0	0.00%	21		2	Y			01/2024	90+ Days	



## Club Health Assessment for District 413 through September 2025

				Status	Membership					Reports				Finance	LCIF	
Club Number	Club Name	Charter Date	Times in Status Quo in Past 2 Years	Current Member Count **	YTD Members Added	YTD Members Dropped	YTD Net Growth% ***	Member Count 1 Year Ago	Dropped Members Avg.Length of Service	Months Since Membership Update	Current Officers Reported ****	Current President Repeated Term	VP Reported *****	Last Date Reported Service (mm/yyyy)	Account Balance	YTD Donations

Clubs Cancelled Previous Fiscal Year – Clubs Cancelled within last 12 months may be reinstated

Club Number	Club Name	Charter Date	Current Status*	Cancellation Date
129486	Lusaka Luangwa	11/30/2016	Cancelled(8*)	01/29/2025

Current Total Clubs Count	YTD New Clubs Count	YTD Cancelled Clubs Count	YTD Net Club Gain	Current Total Members Count	YTD Add	YTD Drop	YTD Net Growth	YTD Net Growth %	Member Count 12 Months Ago	Average Member Count Per Club	% of Clubs with less than 20 members	% No Officer Report in 12 Months	% of Clubs with balance 90+ days	Number of Clubs in Status Quo	% Status Quo Clubs in Financial Suspension	Number of Cancelled Clubs	Average Cancelled Club Age	Members Lost Due to Cancellation	% of Clubs Cancelled for Non-Financial Reasons
48	0	0	0	1,341	30	8	22	1.67%	1,410	28	33%	4%	73%	1	100%	0	0	0	0%

\* - P - Priority Club. Cancellation Reasons: 1-Objectives/conduct, 2-Non-active club, 5-Non-existing club, 6-Disbanding, 7-Merger, 8-Financial Suspension, 9-District/Multiple District Dues.

\*\* Red denotes below 15 active members.

\*\*\* Red denotes 20% + loss.

\*\*\*\* Y - all 3 (President, Secretary, Treasurer) club officers reported, N - not all 3 reported.

\*\*\*\*\* Abbreviation: N-New, IP-Immediate Past, R-Repeat.



# Club Health Assessment for Ident 5947 - SOMALIA - UND through September 2025

			Status		Membership					Reports				Finance		LCIF		
Club Number	Club Name	Charter Date	Times in Status Quo in Past 2 Years	Current Member Count **	YTD Members Added	YTD Members Dropped	YTD Net Growth% ***	Member Count 1 Year Ago	Dropped Members Avg.Length of Service	Months Since Membership Update	Current Officers Reported ****	Current President Repeated Term	VP Reported *****	Last Date Reported Service (mm/yyyy)	Account Balance	YTD Donations		
Clubs less than two years old			Newly Chartered	21	21	0	100.00%	0		1	Y		N					
189120	Mogadishu Virtual	08/14/2025																
Clubs more than two years old																		
134312	Afgoye	04/09/2018	Active	20	0	0	0.00%	20		7	N	None		10/2018	90+ Days			
126790	Bossaso	02/17/2016	Active	16	0	0	0.00%	17		3	Y			09/2020	90+ Days			
Exc Award (06/30/2020)																		
141569	Bossaso Women	06/17/2020	Active	17	0	0	0.00%	17		22	Y				90+ Days			
Current Total Clubs Count	YTD New Clubs Count	YTD Cancelled Clubs Count	YTD Net Club Gain	Current Total Members Count	YTD Add	YTD Drop	YTD Net Growth %	Member Count 12 Months Ago	Average Member Count Per Club	% of Clubs with less than 20 members	% No Officer Report in 12 Months	% of Clubs with balance 90+ days	Number of Clubs in Status Quo	% Status Quo Clubs in Financial Suspension	Number of Cancelled Clubs	Average Cancelled Club Age	Members Lost Due to Cancellation	% of Clubs Cancelled for Non-Financial Reasons
4	1	0	1	74	21	0	21	39.62%	54	19	50%	25%	75%	0	0%	0	0	0%

\* - P - Priority Club. Cancellation Reasons: 1-Objectives/conduct, 2-Non-active club, 5-Non-existing club, 6-Disbanding, 7-Merger, 8-Financial Suspension, 9-District/Multiple District Dues.

\*\* Red denotes below 15 active members.

\*\*\* Red denotes 20% + loss.

\*\*\*\* Y - all 3 (President, Secretary, Treasurer) club officers reported, N - not all 3 reported.

\*\*\*\*\* Abbreviation: N-New, IP-Immediate Past, R-Repeat.